

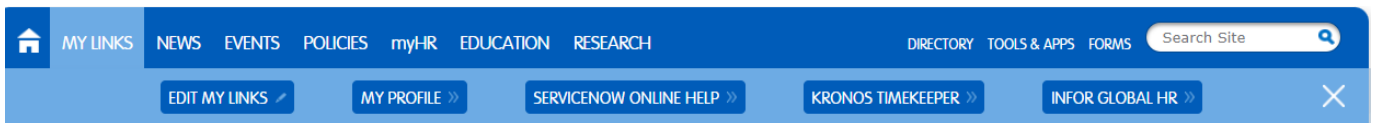
# Adding a New Dependent in Infor Global HR

To enroll new dependents in medical, dental, vision or spouse/child life insurance coverage, you must add them in Infor Global HR from a **Children's Mercy work computer before** you complete your online Annual Enrollment.

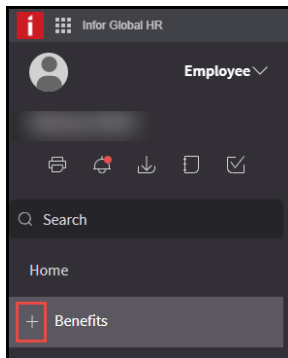
- Log in to the Scope.
- Click on *MY LINKS*



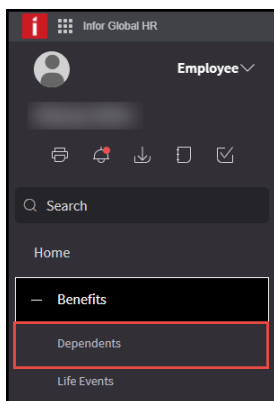
- Then, click on *Infor Global HR*.



- On the left-hand side of the screen, click on the plus sign next to the *Benefits* link.



- Click on the *Dependents* link.



- Select *Add Dependent*.



- Complete the form and select *OK*. Required fields are indicated by a red star.

Add Dependent

Effective Date: \*

Name

First Name: \*

Middle Name:

Last Name: \*

Suffix:

Additional

Enter the Social Security Number (SSN) found on your dependent's Social Security card.

For a newborn without a SSN yet, enter 444-44-4444.

For a non-citizen dependent without a SSN, enter 222-22-2222.

Notify CM Benefits at 816-234-3200 as soon as you receive your dependent's SSN so the system can be updated.

Social Security Number (SSN): \*

Birthdate: \*

Adoption Date:

Placement Date:

Relationship: \*

Gender: \*