

# How to enroll from a non-CM device

## Need help?

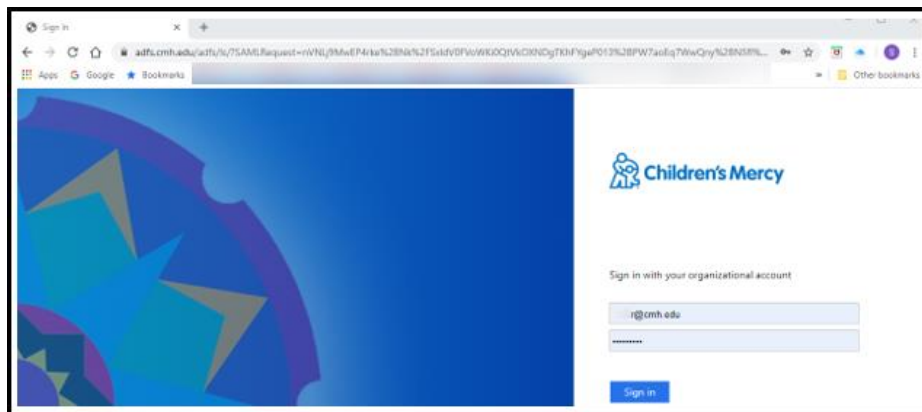
If you experience any technical difficulties, please contact the Service Desk at (816) 234-3454 or ext. 53454.

If you have benefit enrollment questions, please email the Benefits team at [AnnualEnrollment@cmh.edu](mailto:AnnualEnrollment@cmh.edu) or call the Benefits Line at (816) 234-3200.

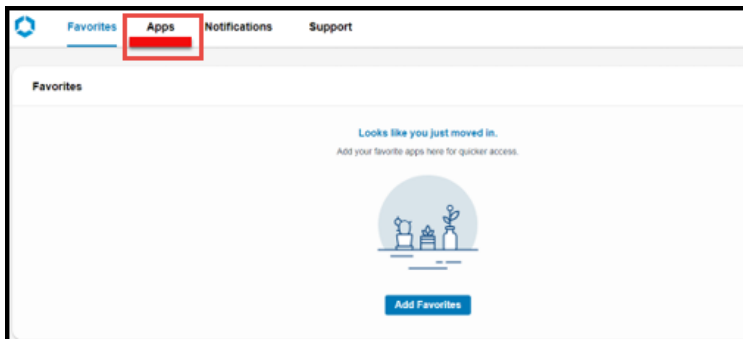
If you're enrolling from a non-CM device, such as your home computer, please follow the instructions below.

You need to be enrolled in Enhanced Security Services (ESS) to complete the steps below. If you are unsure if you are enrolled in ESS, please contact the Help Desk at (816) 234-342

1. Open your internet browser (e.g., Google Chrome) and enter <http://myconnection.cmh.edu> in the address bar.
2. Login using your network user name and password.

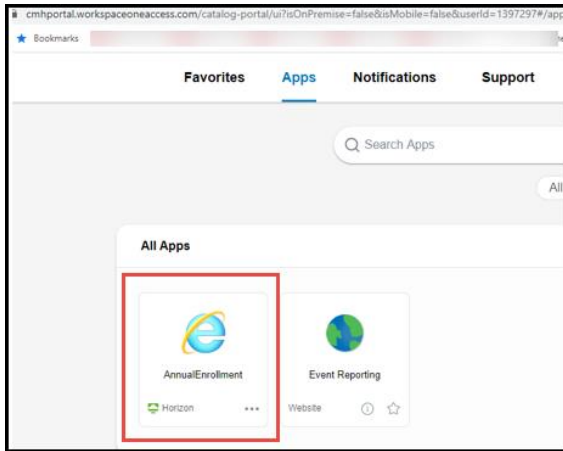


3. Select the *Apps* tab at the top.

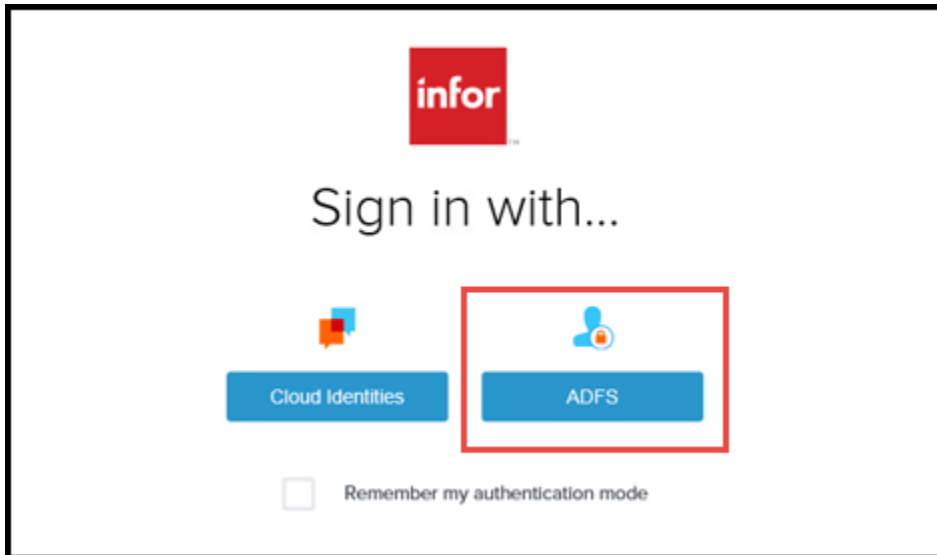


# How to enroll from a non-CM device

4. Double-click on the *Annual Enrollment* icon.



5. Click on *ADFS* (Single Sign-On) to log in to Infor Global HR.



6. On the Benefits Enrollment screen, click *Continue* and follow the prompts.

